

Scaled data based on original data using
LM-79-08 Approved Method: Electrical and Photometric Measurements of Solid-
State Lighting Products

Test Report Prepared for
Cooper Lighting Solutions
(formerly Eaton)

Brand: INVUE

Report Number: P596103

Luminaire Tested: **MSA-SA4A-AMB-U-RW**

Issue Date: 4/29/2022

Test Information

Test Method: LM-79-08
Report Number: P596103
TEST IS SCALED FROM IESNA LM-79-08 TEST DATA (G3-2109-400-7)
Test Lab: INNOVATIONS CENTER
Issue Date: 4/29/2022
Manufacturer: COOPER LIGHTING SOLUTIONS (FORMERLY EATON)
Product Line: INVUE
Catalog Number: MSA-SA4A-AMB-U-RW
Description: POST TOP DECORATIVE LUMINAIRE. (4) LIGHTSQUARES WITH 16 LEDS EACH
AND RECTANGULAR WIDE OPTICS.
Light Source: (64) 1549K CCT, -21.5 CRI LEDS
Ballast/Driver: -

Summary

Lumens per Lamp: N/A
Luminaire Lumens: 3077 lumens
Efficiency: N/A
Efficacy: 38.9 lumens/watt
Luminous Opening: Rectangular (W 1' x L: 1' x H: 0')
IES Classification: Type II - Short
BUG Rating: B2 - U0 - G2

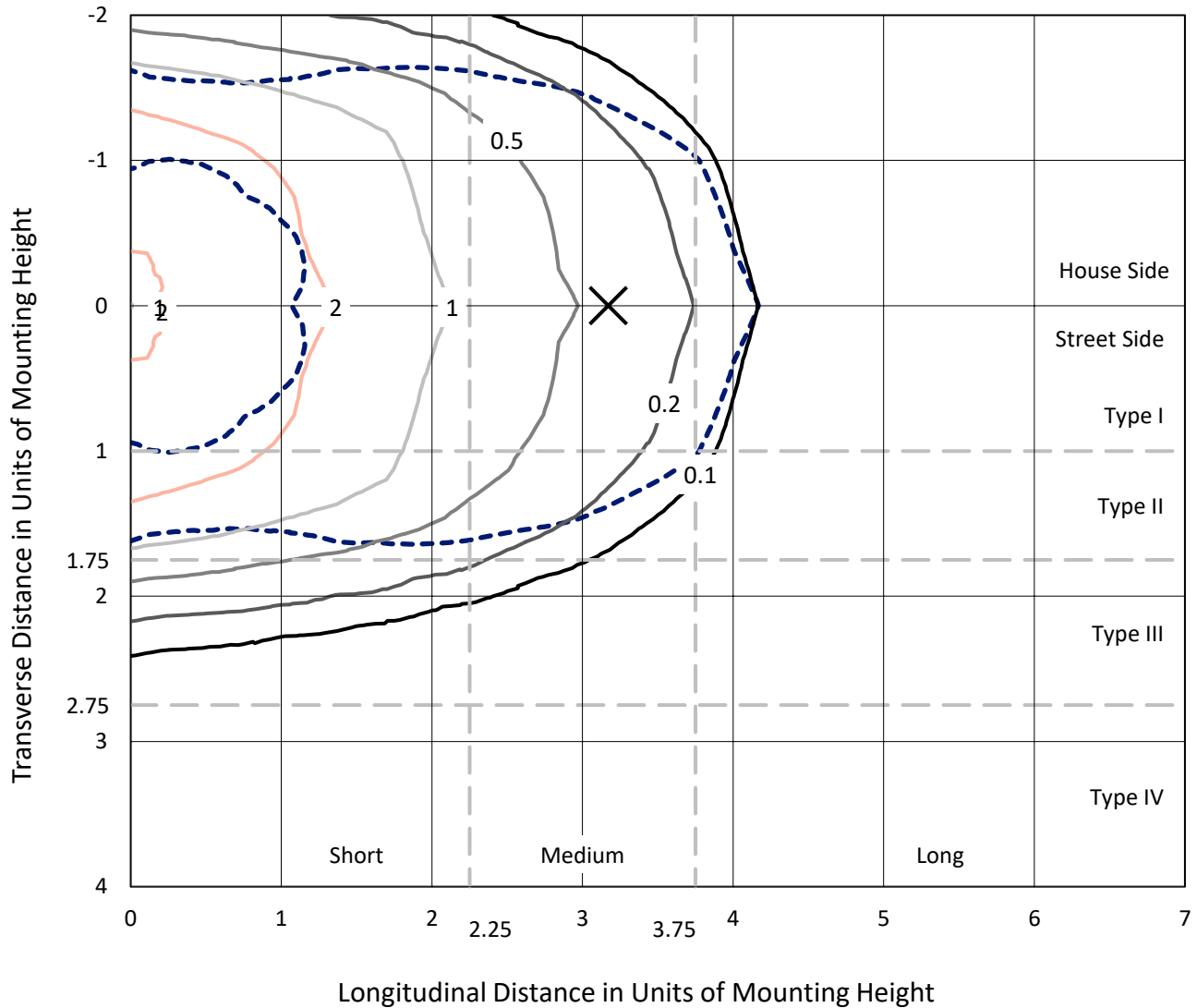
Input Watts (W): 79
Input Voltage (V): NR
Input Current (Ain): NR
Voltage Rise (V): NR
Power Factor: NR
Total Harmonic Distortion (THDi): NR
Frequency (hertz): 60
Stabilization Time: NR
Operation Time: NR
Ambient Temperature (°C): NR
Test Distance: 28.75 FT



REPORT NUMBER: P596103
 CATALOG NUMBER: MSA-SA4A-AMB-U-RW

Iso-Footcandle Lines of Horizontal Illumination

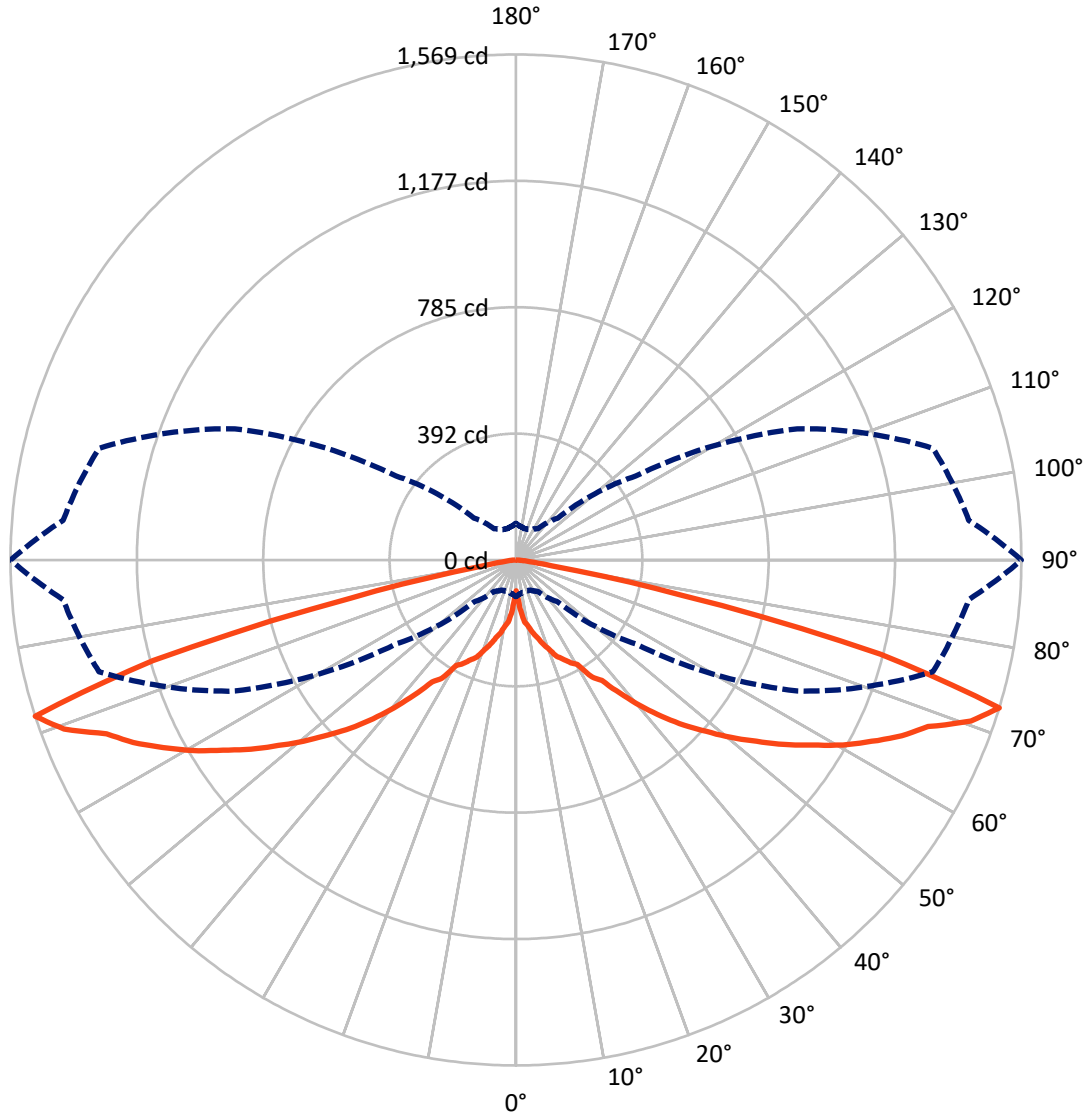
× Max cd
 - - - 1/2 Max cd



Based on 10 foot mounting height. Maximum calculated value = 3 fc
 Type II - Short - N/A

REPORT NUMBER: P596103
CATALOG NUMBER: MSA-SA4A-AMB-U-RW

Luminous Intensity Polar Plot



— Vertical Plane Through 90-Deg Lateral - - - Horizontal Cone Through 72.5-Deg Vertical

REPORT NUMBER: P596103
 CATALOG NUMBER: MSA-SA4A-AMB-U-RW

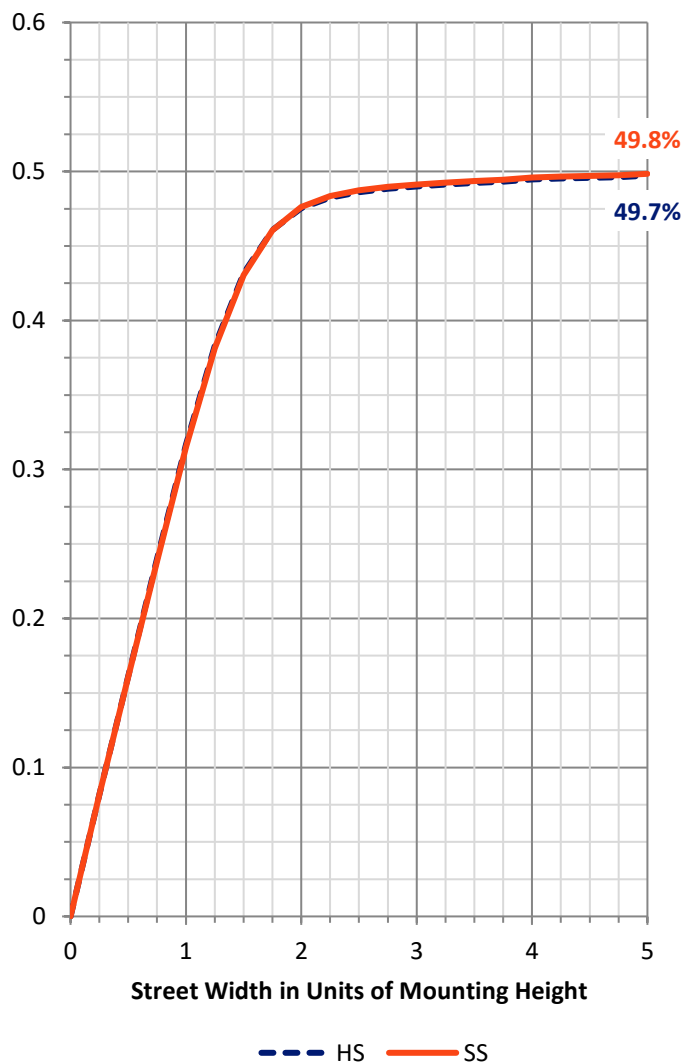
FLUX DISTRIBUTION:

		Downward	Upward	Total
House Side	Lumens	1538.5	0.0	1538.5
	% Fixture	50.0	0.0	50.0
Street Side	Lumens	1538.5	0.0	1538.5
	% Fixture	50.0	0.0	50.0
Total	Lumens	3077.0	0.0	3077.0
	% Fixture	100.0	0.0	100.0

ZONAL LUMENS:

Zone	Lumens	% Fixture
0°-10°	13.1	0.4
10°-20°	65.0	2.1
20°-30°	146.7	4.8
30°-40°	287.3	9.3
40°-50°	548.6	17.8
50°-60°	816.8	26.5
60°-70°	795.4	25.8
70°-80°	371.9	12.1
80°-90°	32.2	1.0
90°-100°	0.0	0.0
100°-110°	0.0	0.0
110°-120°	0.0	0.0
120°-130°	0.0	0.0
130°-140°	0.0	0.0
140°-150°	0.0	0.0
150°-160°	0.0	0.0
160°-170°	0.0	0.0
170°-180°	0.0	0.0
0°-90°	3077.0	100.0
0°-180°	3077.0	100.0

Coefficient of Utilization

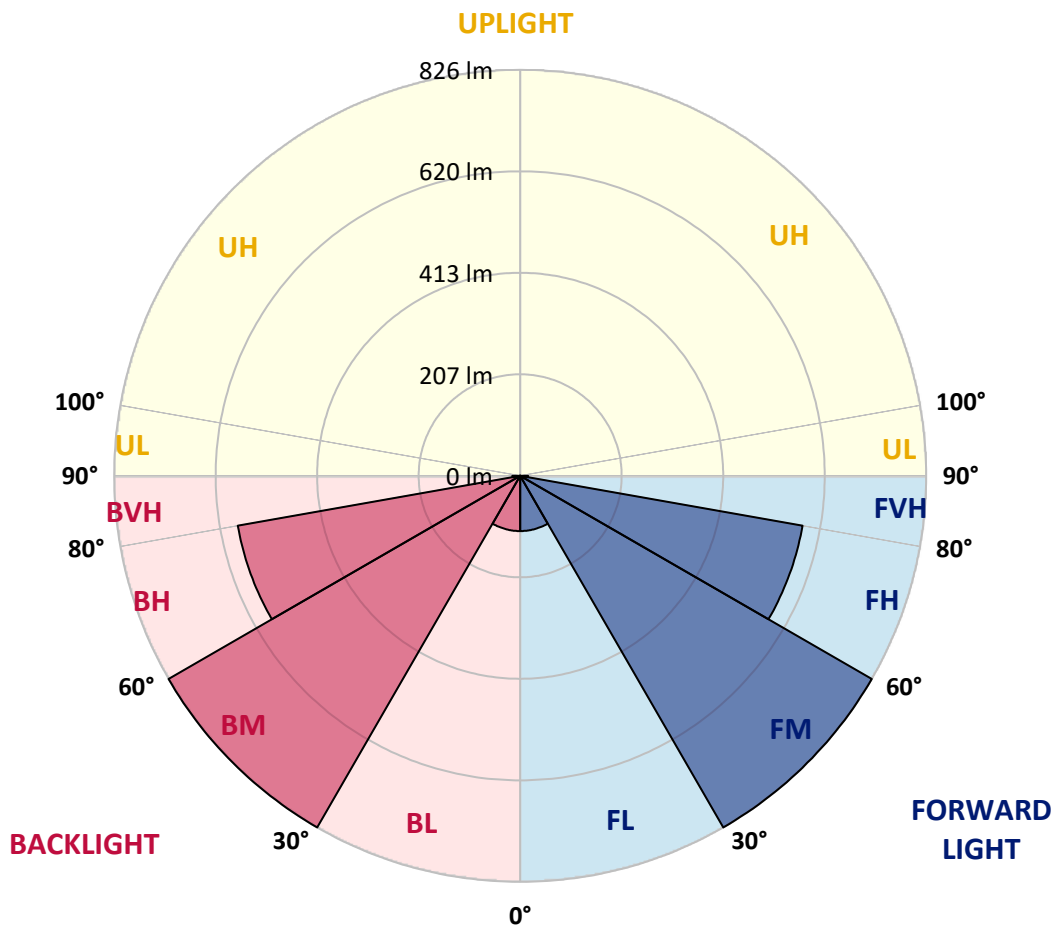


REPORT NUMBER: P596103
 CATALOG NUMBER: MSA-SA4A-AMB-U-RW

LUMINAIRE CLASSIFICATION SYSTEM LUMEN TABLE AND BUG RATING:

Zone	Lumens	% Fixture	Zone Rating/Lumen Limit		
			B	U	G
FL (0°-30°)	112.4	3.7			
FM (30°-60°)	826.3	26.9			
FH (60°-80°)	583.6	19.0			G0/660
FVH (80°-90°)	16.1	0.5			G1/100
BL (0°-30°)	112.4	3.7	B1/500		
BM (30°-60°)	826.3	26.9	B1/1000		
BH (60°-80°)	583.6	19.0	B2/1000		G2/1000
BVH (80°-90°)	16.1	0.5			G1/100
UL (90°-100°)	0.0	0.0		U0/0	
UH (100°-180°)	0.0	0.0		U0/0	

BUG Rating: B2-U0-G2
 Type II Short





REPORT NUMBER: P596103
 CATALOG NUMBER: MSA-SA4A-AMB-U-RW

CANDELA DISTRIBUTION (FULL):

	0°	5°	15°	25°	35°	45°	55°	65°	75°	85°	90°
0°	96.0	96.0	96.0	96.0	96.0	96.0	96.0	96.0	96.0	96.0	96.0
2.5°	116.0	105.0	104.0	98.0	96.0	99.0	98.0	98.0	107.0	107.0	117.0
5°	143.0	130.0	128.0	116.0	104.0	100.0	106.0	122.0	142.0	146.0	160.0
7.5°	162.0	151.0	149.0	135.0	120.0	117.0	128.0	152.0	174.0	183.0	194.0
10°	161.0	157.0	155.0	148.0	154.0	160.0	165.0	170.0	194.0	201.0	208.0
12.5°	168.0	168.0	174.0	179.0	194.0	208.0	210.0	211.0	222.0	224.0	232.0
15°	184.0	184.0	193.0	205.0	223.0	243.0	244.0	240.0	249.0	248.0	250.0
17.5°	209.0	211.0	217.0	230.0	252.0	270.0	273.0	267.0	268.0	281.0	275.0
20°	236.0	240.0	238.0	247.0	273.0	289.0	293.0	281.0	289.0	299.0	297.0
22.5°	270.0	268.0	261.0	268.0	290.0	306.0	302.0	292.0	298.0	320.0	325.0
25°	289.0	295.0	290.0	301.0	317.0	331.0	331.0	318.0	317.0	334.0	341.0
27.5°	325.0	322.0	307.0	330.0	342.0	336.0	350.0	347.0	322.0	350.0	361.0
30°	366.0	370.0	338.0	358.0	368.0	362.0	379.0	370.0	349.0	388.0	376.0
32.5°	431.1	422.1	398.0	395.0	400.0	409.1	398.0	395.0	393.0	425.1	433.1
35°	484.1	490.1	449.1	440.1	444.1	428.1	436.1	425.1	423.1	458.1	459.1
37.5°	584.1	566.1	519.1	501.1	490.1	494.1	483.1	470.1	473.1	509.1	525.1
40°	676.1	660.1	598.1	575.1	539.1	552.1	518.1	524.1	526.1	574.1	595.1
42.5°	756.1	731.1	678.1	657.1	625.1	592.1	591.1	586.1	590.1	642.1	663.1
45°	838.1	788.1	752.1	740.1	712.1	697.1	657.1	657.1	643.1	694.1	732.1
47.5°	895.1	856.1	810.1	792.1	777.1	806.1	736.1	718.1	719.1	748.1	795.1
50°	947.1	904.1	861.1	843.1	849.1	871.1	824.1	781.1	777.1	819.1	866.1
52.5°	961.1	911.1	877.1	891.1	924.1	911.1	909.1	843.1	832.1	878.1	935.1
55°	933.1	889.1	872.1	906.1	969.1	974.1	964.1	925.1	891.1	942.1	1011.1
57.5°	836.1	799.1	815.1	872.1	960.1	1027.1	1019.1	985.1	960.1	1008.1	1084.1
60°	673.1	637.1	663.1	754.1	903.1	1038.1	1107.1	1024.1	1025.1	1071.1	1166.1
62.5°	463.1	440.1	477.1	567.1	779.1	1040.1	1191.1	1095.1	1088.1	1147.1	1240.2
65°	279.0	260.0	295.0	389.0	590.1	939.1	1250.2	1236.2	1181.1	1216.1	1316.2
67.5°	170.0	160.0	174.0	217.0	360.0	681.1	1149.1	1313.2	1277.2	1268.2	1380.2
70°	130.0	121.0	120.0	133.0	198.0	381.0	833.1	1250.2	1382.2	1367.2	1498.2
72.5°	114.0	107.0	101.0	103.0	119.0	184.0	455.1	963.1	1340.2	1411.2	1569.2
75°	100.0	93.0	88.0	88.0	91.0	100.0	182.0	526.1	917.1	1032.1	1169.1
77.5°	84.0	79.0	75.0	75.0	76.0	73.0	93.0	193.0	376.0	441.1	526.1
80°	64.0	61.0	60.0	62.0	62.0	58.0	66.0	88.0	118.0	118.0	113.0
82.5°	42.0	39.0	44.0	44.0	44.0	39.0	47.0	55.0	61.0	48.0	43.0
85°	23.0	22.0	25.0	26.0	26.0	18.0	26.0	30.0	34.0	23.0	18.0
87.5°	4.0	6.0	7.0	7.0	7.0	5.0	9.0	10.0	11.0	9.0	6.0
90°	0.0	0.0	0.0	0.0	0.0	0.0	0.0	0.0	0.0	0.0	0.0

(END OF REPORT)